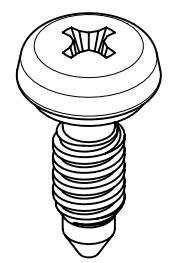
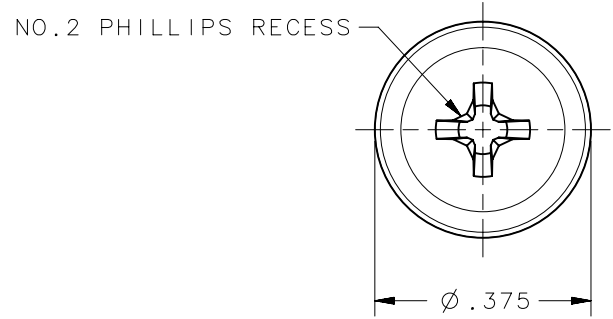
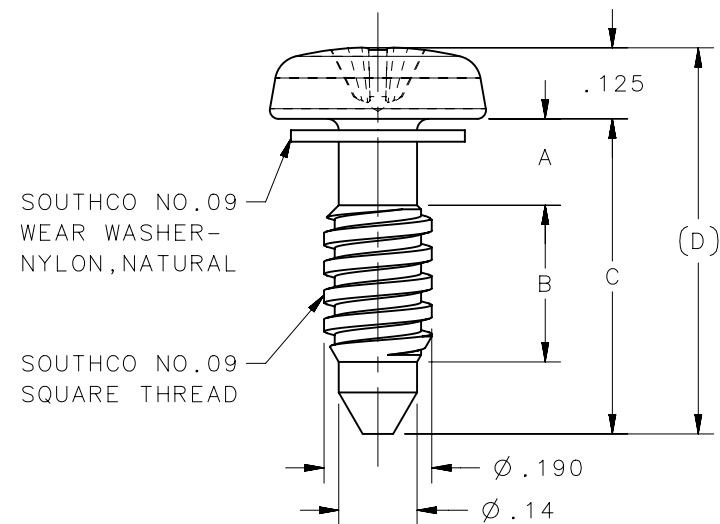


PART NUMBER	A	B	C	D
09-P-102	.100	.197	.422	.547
09-P-103	.150	.147		
09-P-202	.100	.322		
09-P-203	.150	.272	.547	.672
09-P-204	.200	.222		
09-P-205	.250	.172		
09-P-302	.100	.447		
09-P-303	.150	.397	.672	.797
09-P-304	.200	.347		
09-P-305	.250	.297		
09-P-307	.350	.197		
09-P-402	.100	.572		
09-P-403	.150	.522	.797	.922
09-P-404	.200	.472		
09-P-405	.250	.422		
09-P-407	.350	.322		
09-P-409	.450	.222		

REVISION HISTORY			
REV	DATE	BY	DESCRIPTION
D	28SEP2012	MWC/YGC	PRN: P2012-1354



SCALE 2:1



09-P-XXX	SCREW ASSEMBLY	LOW CARBON STEEL	CASE HARDENED	ZINC PLATE, CHROMATE PLUS SEALER
PART NUMBER	TYPE OF COMPONENT	MATERIAL	HEAT TREAT	FINISH

THIRD ANGLE PROJECTION		 CONNECT • CREATE • INNOVATE		
INCHES [MM]				
TOLERANCES UNLESS OTHERWISE NOTED		DESCRIPTION		
ALL DIMENSIONS WITHOUT TOLERANCES ARE FOR REFERENCE ONLY.		NO.09 PHILLIPS RECESS SCREW ASSEMBLY		
PER ASME Y14.5M-1994		SIZE	SYSTEM	DWG NO.
EXCEPT FOR USES EXPRESSLY GRANTED IN WRITING, INFORMATION DISCLOSED HEREON IS CONFIDENTIAL AND ALL RIGHTS, PATENT AND OTHERWISE, ARE RESERVED BY SOUTHCO, INC.		A	NX	J-09-P-1
		DRAWN BY	DATE	SCALE
		JSS	07NOV1989	3:1
				SHEET 1 OF 1