

NOTES:

A. CABLE

UL 2464 [24AWG(7/0.20 TC)\*5C]\*1C,  
UNSHIELDED, -30 TO 105° C  
BLACK PVC JACKET

B. WIRE DESIGNATION TABLE

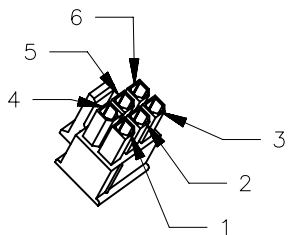
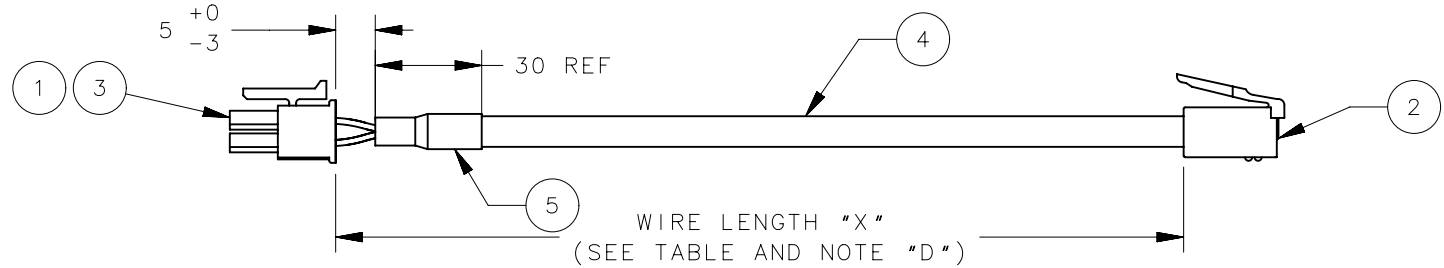
WIRE COLOR	J1	J2
BROWN	1	8
RED	2	7
ORANGE	3	3
YELLOW	4	4
BLACK	6	6
NOT USED	5	5

C. MATERIALS COMPLY WITH RoHS DIRECTIVE.

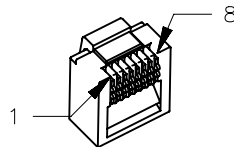
D. LENGTH MEASURED FROM BACK OF CONNECTOR TO BACK OF CONNECTOR.

REVISION HISTORY			
REV	DATE	BY	DESCRIPTION
B	03NOV2015	DMF/KAM	PRN: P2015-2219

WIRE LENGTH TABLE		
"X"	LENGTH (mm)	TOLERANCE (mm)
1	1000	+50mm-0mm
2	2000	+100mm-0mm
3	3000	+100mm-0mm
4	4000	+150mm-0mm
5	5000	+150mm-0mm



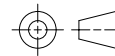
J1 PIN DESIGNATION



J2 PIN DESIGNATION

5	HEAT SHRINKABLE TUBING	1	-	BLACK
4	CABLE	-	-	SEE NOTE A
3	CONTACT (J1)	5	MOLEX: 43030-0007 (ALT: C3004TB-A1-GU)	-
2	CONNECTOR (J2)	1	MOLEX: 90075-0141 (ALT: 1A101-8850-A006)	-
1	CONNECTOR (J1)	1	MOLEX: 43025-0600 (ALT: HWT C3030HF-2X3P)	-
-	ASSEMBLY	1	EA-W21-X00-52	-
NO.	COMPONENT	QTY	PART NUMBER	SPECIFICATIONS

THIRD ANGLE PROJECTION



MILLIMETERS [IN]

TOLERANCES UNLESS OTHERWISE NOTED

ALL DIMENSIONS WITHOUT TOLERANCES ARE FOR REFERENCE ONLY.

PER ASME Y14.5M-1994

**southco**<sup>®</sup>

CONNECT • CREATE • INNOVATE

DESCRIPTION

WIRE HARNESS

SIZE	SYSTEM	DWG NO.
A4	NX	J-EA-W21-X00-52

DRAWN BY	DATE	SCALE	SHEET
BDT/KAM	29JUN2015	1:1	1 OF 1

PROPRIETARY ITEM  
EXCEPT FOR USES EXPRESSLY GRANTED IN WRITING, INFORMATION DISCLOSED HEREON IS CONFIDENTIAL AND ALL RIGHTS, PATENT AND OTHERWISE, ARE RESERVED BY SOUTHCO, INC.