

REVISION HISTORY			
REV	DATE	BY	DESCRIPTION
D	29JAN2013	DJK/CLB	PRN: P2013-1334

NOTES:

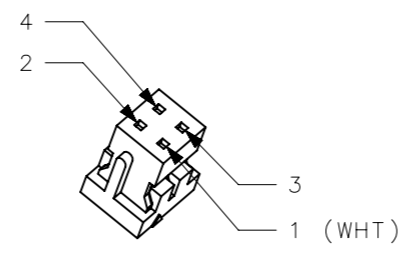
A. CABLE
 UL 2464 [24AWG(7/0.20 TC)*4C]*1C,
 UNSHIELDED, -30 TO 105° C
 BLACK PVC JACKET

B. WIRE DESIGNATION TABLE

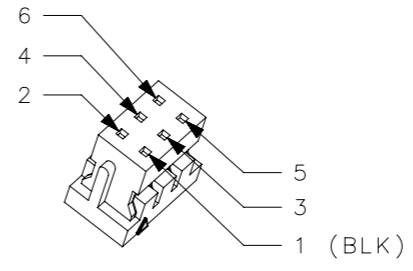
COLORS	P1	P2
BLACK	4	1
RED	2	2
WHITE	1	4
GREEN	3	5
nc		3,6

C. MATERIALS SHALL COMPLY WITH RoHS DIRECTIVE.

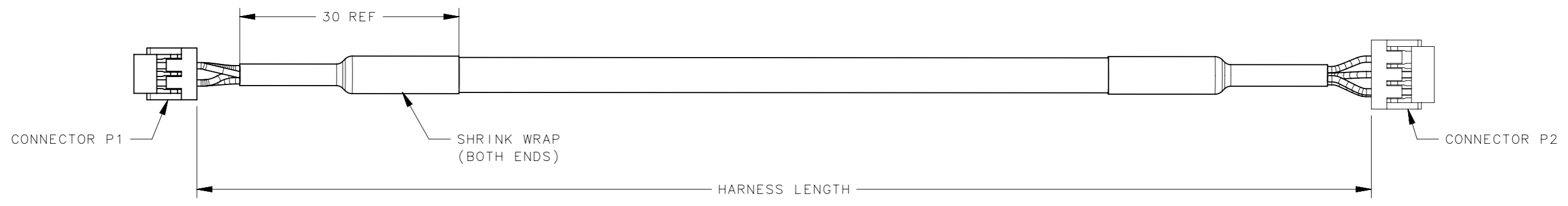
D. LENGTH MEASURED FROM BACK OF CONNECTOR TO BACK OF CONNECTOR



P1 PIN DESIGNATION
(2:1 SCALED VIEW)



P2 PIN DESIGNATION
(2:1 SCALED VIEW)



EA-W02-503-01	5000	HIROSE: DF11-4DS-2C (ALT: HWT A2211H-2X02P), CONTACT FINISH: GOLD TIN	HIROSE: DF11-6DS-2C (ALT: HWT A2211H-2X03P), CONTACT FINISH: GOLD TIN
EA-W02-403-01	4000		
EA-W02-303-01	3000		
EA-W02-203-01	2000		
EA-W02-103-01	1000		
HARNESS PART NUMBER	HARNESS LENGTH	CONNECTOR P1	CONNECTOR P2

THIRD ANGLE PROJECTION		 CONNECT • CREATE • INNOVATE	
MILLIMETERS [IN]			
SURFACE AREA	TOLERANCES UNLESS OTHERWISE NOTED	DESCRIPTION WIRE HARNESS	
VOLUME	ALL DIMENSIONS WITHOUT TOLERANCES ARE FOR REFERENCE ONLY.	SIZE A3	SYSTEM NX
PROPRIETARY ITEM	PER ASME Y14.5M-1994	DWG NO. J-EA-W02-X03-01	
EXCEPT FOR USES EXPRESSLY GRANTED IN WRITING, INFORMATION DISCLOSED HEREON IS CONFIDENTIAL AND ALL RIGHTS, PATENT AND OTHERWISE, ARE RESERVED BY SOUTHCO, INC.		DRAWN BY BWBB/WJB	DATE 29JAN2013
			SHEET 1 OF 1